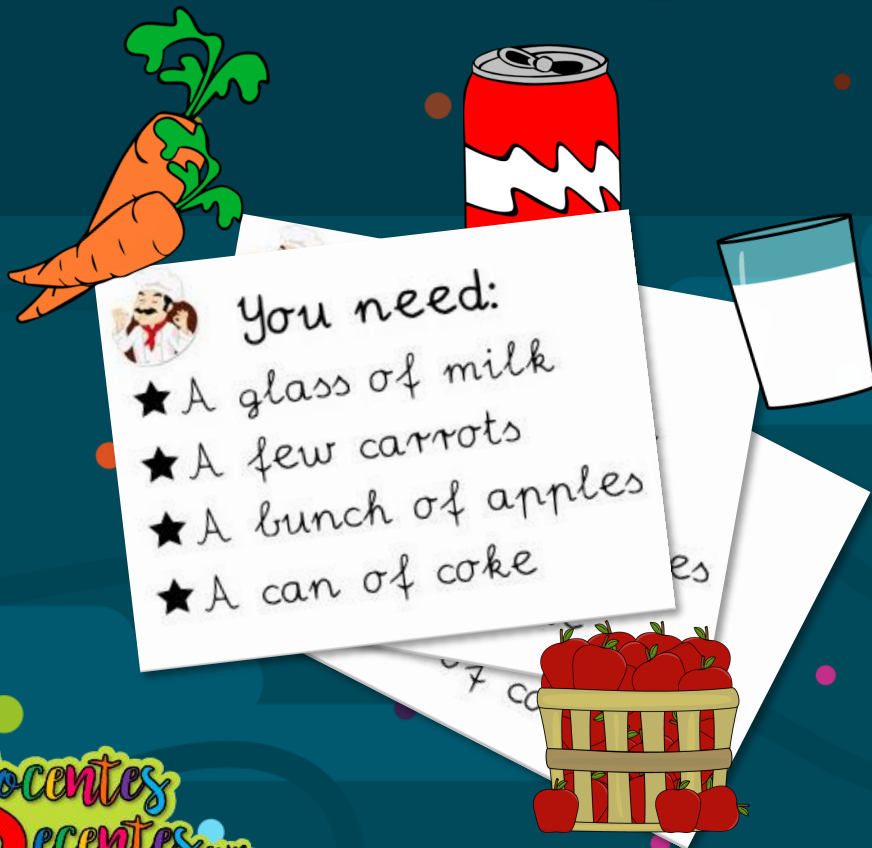


QUANTIFIERS

card game

LET'S COOK!

1ST-6TH GRADE



THANK YOU FOR YOUR PURCHASE!

We hope the activities provided within are a great new resource for your classroom. This file and all of its contents are for your own personal classroom use only. In downloading this file you agree to its terms of use.

If you have any questions or need any minor changes, we're happy to help. Please, contact us.

★ Don't forget to rate us in TpT or tag us in Instagram! ★

YOU MAY NOT...

- Share this product with others.
- Upload the product to any website or online storage system.
- sell this product.
- use the product for commercial purposes.



YOU MAY...

- Use this resource in your own class.
- Include pictures of students or you using the product in your Instagram as long as proper credit is given.



INSTRUCCIONES

(2-4 jugadores) ¡Bienvenidos a la cocina! El juego es simple: debes conseguir los 4 ingredientes de tu receta antes que el resto de jugadores. Para ello.

- Cada jugador debe elegir una tarjeta de **RECIPÉ**.
- Se reparten 4 ingredientes a cada uno y se deja el resto en una pila en el centro sin que se vean.
- Por turnos, cada jugador debe coger una carta del montón y desechar otra de su mano en otra pila de cartas boca arriba (teniendo siempre 4 cartas en la mano) hasta conseguir sus 4 ingredientes y cerrar la partida diciendo **COOKED!**. El siguiente puede elegir entre coger la carta que ha desechado el último jugador o coger una nueva del montón.
- Está permitido el **trueque**: puedes preguntar si alguien tiene lo que necesitas y cambiarlo. Sin embargo, no está permitido hacer aliados ni repetir trueque con la misma persona.

¿Serás tú el chef más rápido?

INSTRUCCIONES PARA IMPRIMIR: selecciona las páginas del juego (5-9) e imprímelas por ambas caras usando la pág. 4 para el otro lado.

★ ¡Todo el mundo a cocinar! ★



"Let's Cook!"



"Let's Cook!"



"Let's Cook!"



"Let's Cook!"



"Let's Cook!"



"Let's Cook!"



"Let's Cook!"



"Let's Cook!"



"Let's Cook!"



RECIPE

You need:

- ★ A glass of milk
- ★ A few carrots
- ★ A bunch of apples
- ★ A can of coke



RECIPE

You need:

- ★ A jar of jam
- ★ A glass of milk
- ★ A bunch of apples
- ★ A bottle of syrup



RECIPE

You need:

- ★ A jar of jam
- ★ A piece of cake
- ★ A cup of coffee
- ★ A bottle of syrup



RECIPE

You need:

- ★ A bar of chocolate
- ★ A bunch of apples
- ★ A slice of bread
- ★ A bottle of syrup



RECIPE

You need:

- ★ A little sugar
- ★ A cup of coffee
- ★ A can of coke
- ★ A slice of bread



RECIPE

You need:

- ★ A piece of cake
- ★ A jar of jam
- ★ A glass of milk
- ★ A few carrots



RECIPE

You need:

- ★ A bar of chocolate
- ★ A lot of pancakes
- ★ A little sugar
- ★ A can of coke



RECIPE

You need:

- ★ A little sugar
- ★ A piece of cake
- ★ A cup of coffee
- ★ A lot of pancakes















RECIPE







You need:







- ★ A bar of chocolate
- ★ A few carrots
- ★ A lot of pancakes
- ★ A slice of bread











THANK YOU
for
DOWNLOADING
this pack



Docentes
Decentes.com